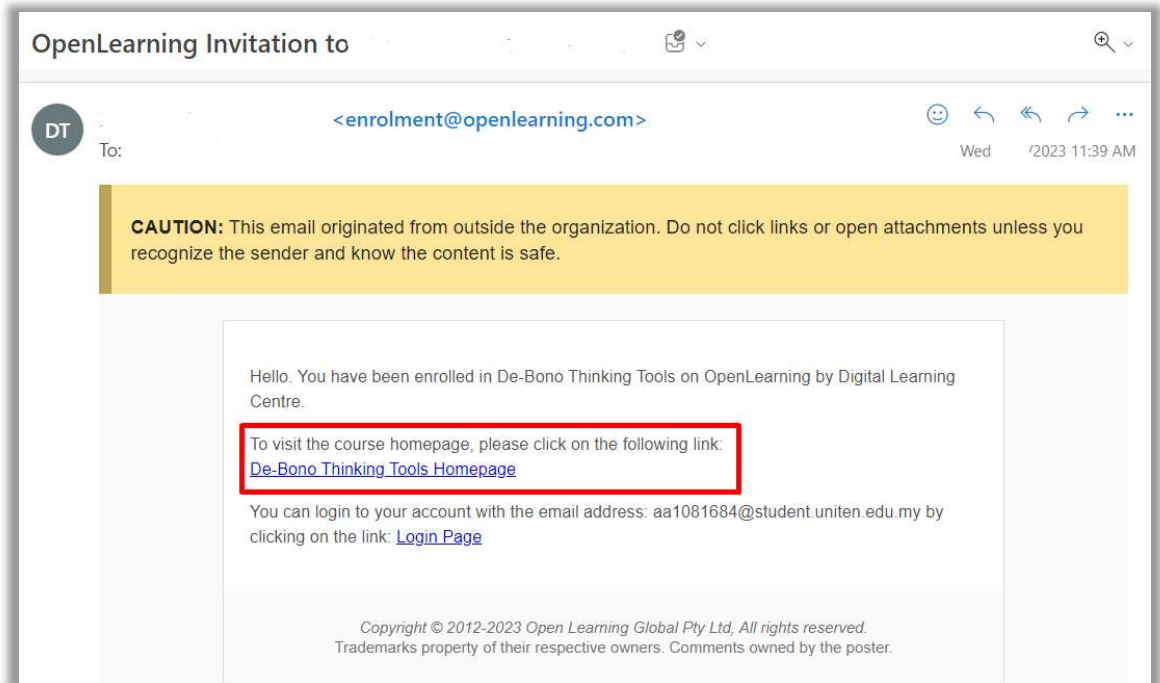


How To Enrol OpenLearning Class For Invited Students

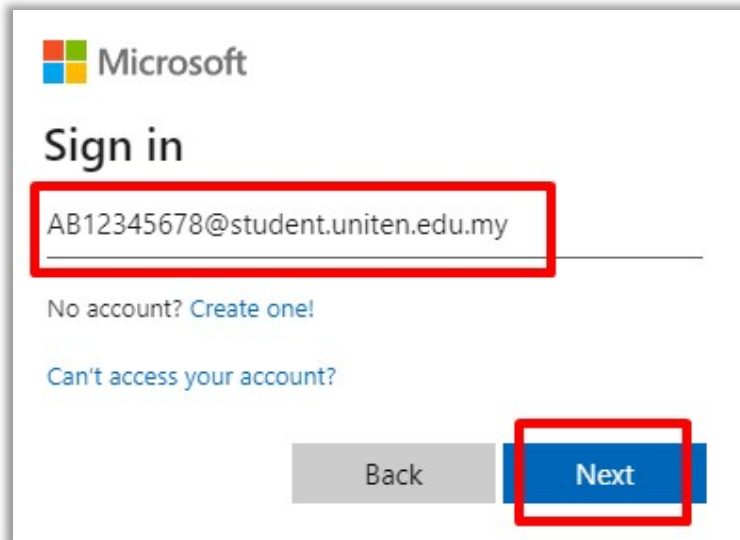
1. Check your UNITEN Student email (can access via www.office.com) and search for OpenLearning Invitation email.
2. Click the link in the invitation email.



3. Click "Sign up with Microsoft"

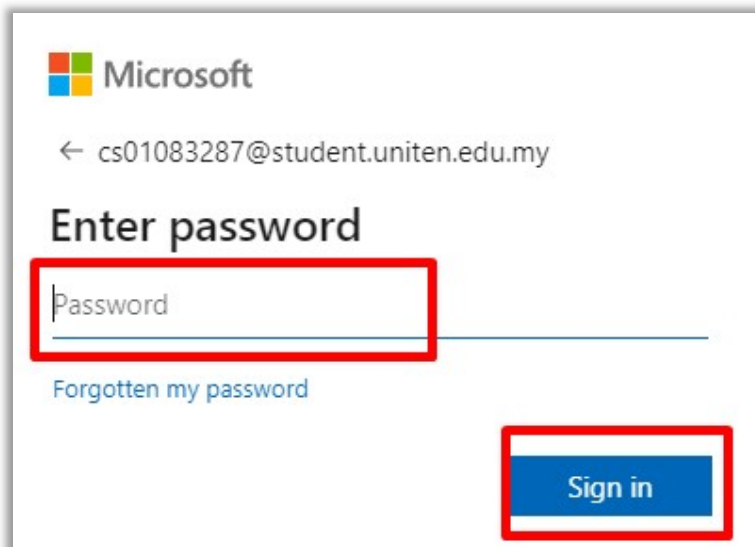
The screenshot shows the sign-up page with two tabs: "Sign up" and "Log in". Below the tabs, it says "Already have an account? [Log in](#)". There are two social media sign-up options: "Sign up with Microsoft" (highlighted with a red box) and "Sign up with Facebook". Below these is an "or" separator. The form includes input fields for "Email", "Password", and "Full name". There are two checkboxes: "I agree to the [Terms of service](#) and [Privacy policy](#)" and "Subscribe to our newsletter". At the bottom, there is a red button labeled "Get started". A disclaimer at the bottom states: "This site is protected by reCAPTCHA and the Google [Privacy Policy](#) and [Terms of Service](#) apply."

4. Key in your UNITEN student email (yourStudentID@student.uniten.edu.my).



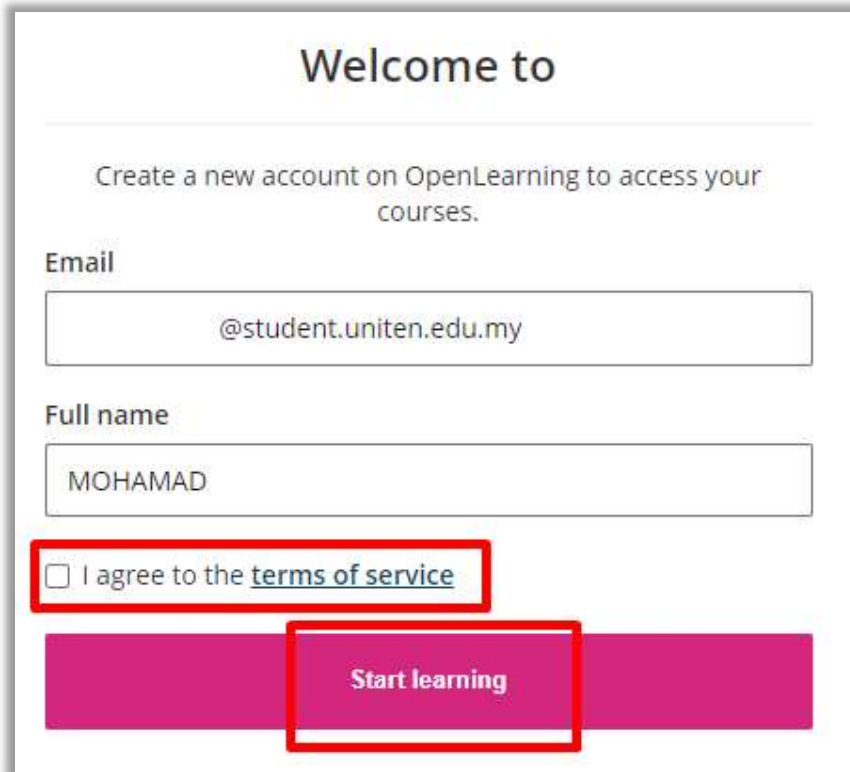
The image shows a Microsoft sign-in page. At the top left is the Microsoft logo. Below it is the text "Sign in". A text input field contains the email address "AB12345678@student.uniten.edu.my" and is highlighted with a red border. Below the input field are two links: "No account? Create one!" and "Can't access your account?". At the bottom, there are two buttons: a grey "Back" button and a blue "Next" button, with the "Next" button highlighted by a red border.

5. Enter your password (same password as office.com/office 365)



The image shows a Microsoft "Enter password" screen. At the top left is the Microsoft logo. Below it is the text "Enter password". Above the password input field is a back arrow and the email address "cs01083287@student.uniten.edu.my". The password input field contains the text "Password" and is highlighted with a red border. Below the input field is a link: "Forgotten my password". At the bottom right, there is a blue "Sign in" button highlighted with a red border.

6. Click "I Agree" > click "Start Learning"



Welcome to

Create a new account on OpenLearning to access your courses.

Email

@student.uniten.edu.my

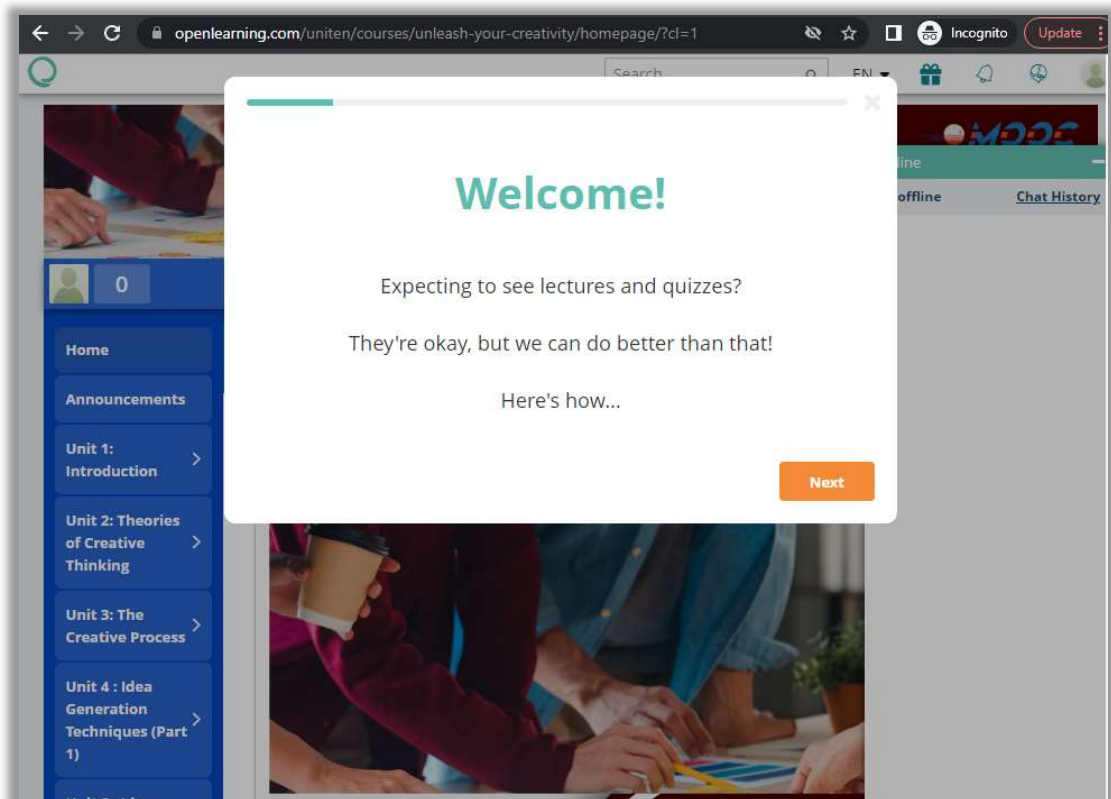
Full name

MOHAMAD

I agree to the [terms of service](#)

Start learning

7. You will be directed to the class and start learning.



openlearning.com/uniten/courses/unleash-your-creativity/homepage?cl=1

Incognito Update

Welcome!

Expecting to see lectures and quizzes?
They're okay, but we can do better than that!

Here's how...

Next

Home

Announcements

Unit 1: Introduction

Unit 2: Theories of Creative Thinking

Unit 3: The Creative Process

Unit 4: Idea Generation Techniques (Part 1)

Unit 5: Idea