



# MANUAL INSURANCE INFORMATION INFO 365

- 7 FEBRUARY 2023
- STAD



Sign in

<https://info365.uniten.edu.my>

Username

Password

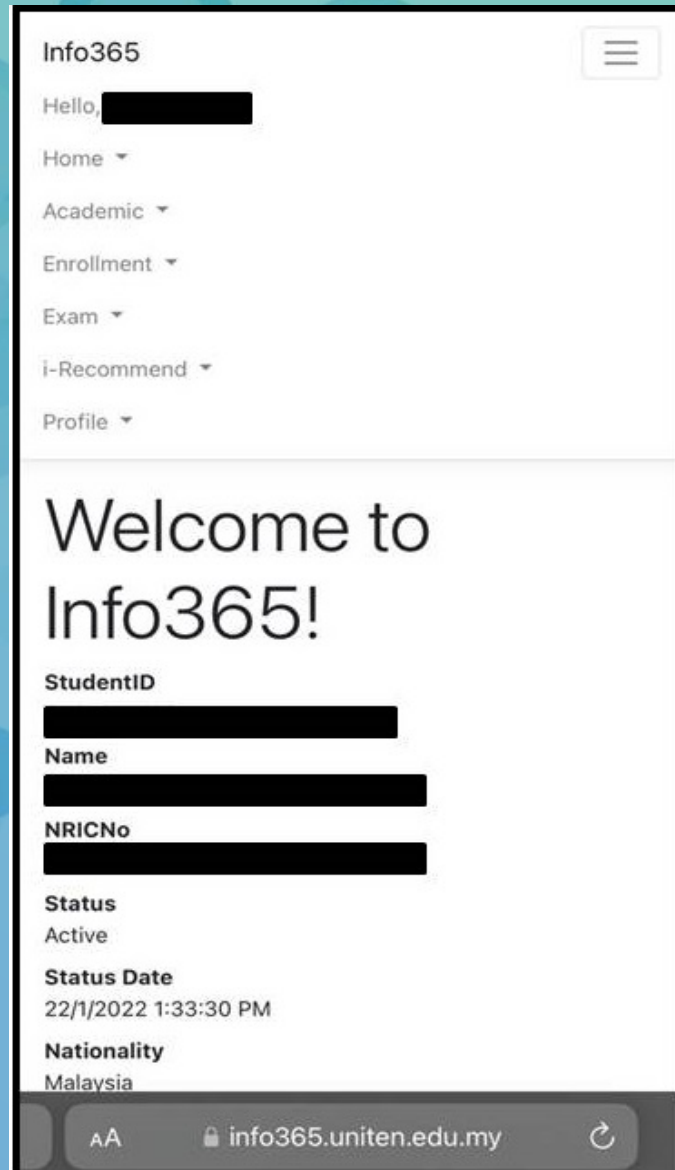
Sign in

Cancel

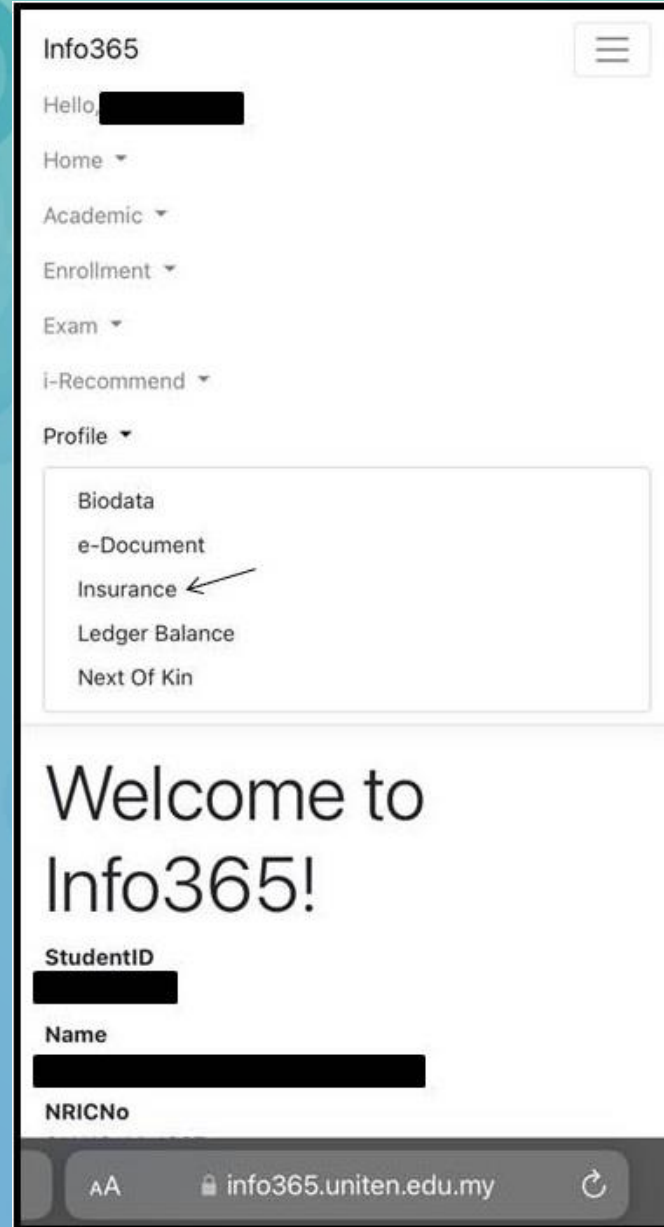
Browse link info 365

<https://info365.uniten.edu.my/info365>

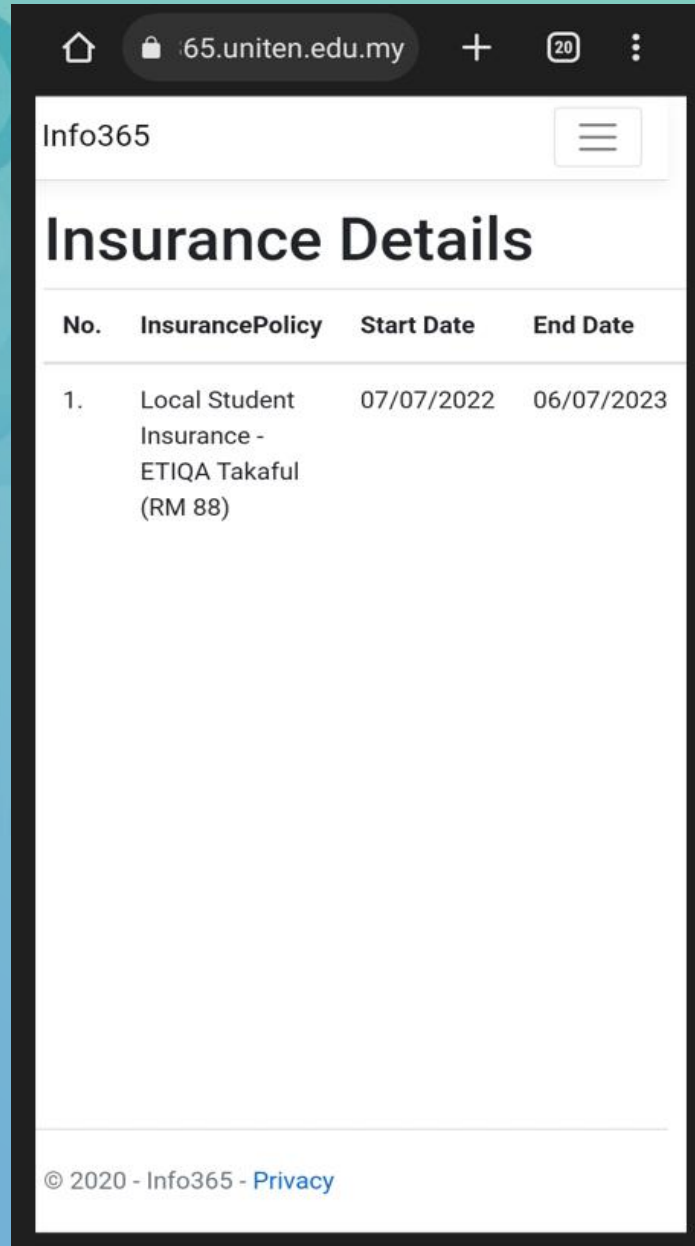
1. Enter Username & Password
2. Sign in



1. Click PROFILE



## 1. Find Insurance Menu



The screenshot shows a mobile application interface for 'Info365'. At the top, there is a browser address bar with '65.uniten.edu.my'. Below that, the app header 'Info365' is visible with a menu icon. The main title is 'Insurance Details'. A table lists insurance policies with columns for 'No.', 'InsurancePolicy', 'Start Date', and 'End Date'. The first entry is 'Local Student Insurance - ETIQA Takaful (RM 88)' with a start date of '07/07/2022' and an end date of '06/07/2023'. At the bottom, there is a copyright notice: '© 2020 - Info365 - Privacy'.

No.	InsurancePolicy	Start Date	End Date
1.	Local Student Insurance - ETIQA Takaful (RM 88)	07/07/2022	06/07/2023

© 2020 - Info365 - Privacy

1. Student can view insurance provider name
2. Student can view effective date of insurance for one year





THANK YOU